



SRI VENKATESWARA COLLEGE

ANALYSIS OF STUDENTS' FEEDBACK

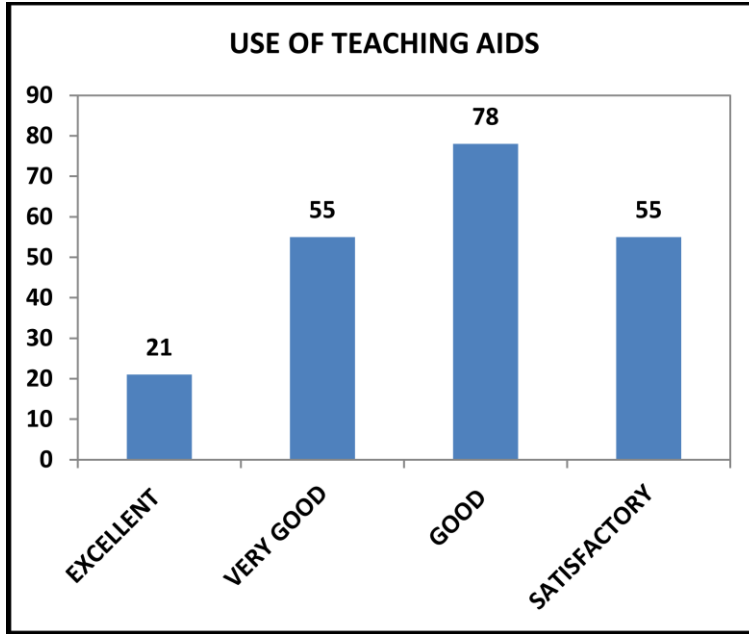
ON VARIOUS ASPECTS OF COLLEGE LIFE

2017-2018

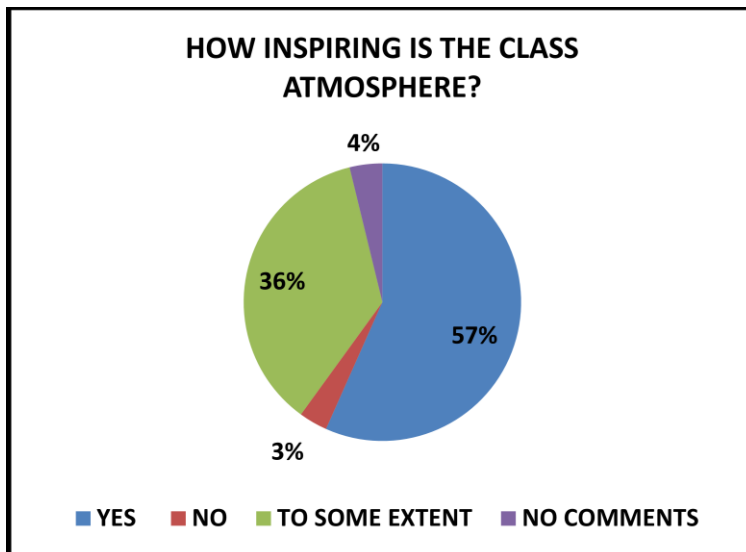
It has always been our endeavor to improve the academic as well as non-academic atmosphere in our college. Needless to say, the feedback of students, who are one of the most important stakeholders in the process, is an essential input in this exercise. Our teachers, administrative staff and other functionaries have a regular and continuous interaction with the students at various levels and in various capacities. Hence as an innovative exercise, we carried out a sample survey to gauge the perceptions, aspirations, expectations as well as the problems that the students face in our college. The objective of this exercise was to obtain the feedback and constructive suggestions from the students to help us chart out action plans for betterment of the college. A structured questionnaire was developed and administered across departments and across batches. Every course that is taught in the college was covered in the survey and to each of the departments a set of ten questionnaires were given to be distributed amongst students of all the three years. The students were given total privacy while responding to the questions and were requested to give their frank opinions about all the matters raised..

SECTION I: ACADEMIC ENVIRONMENT

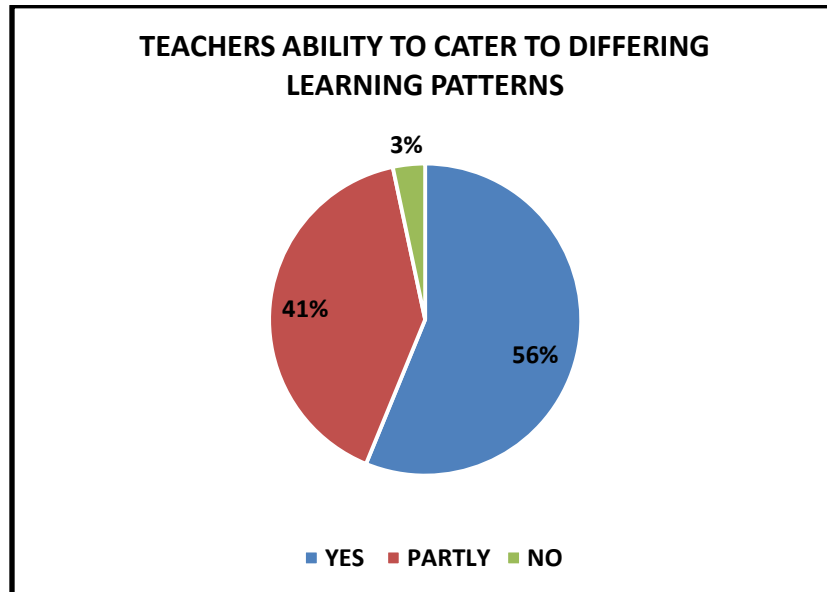
- Individual academic performance as perceived by the students (on a scale of 5): 3.6
- Quality of teaching as perceived by the students (on a scale of 5): 3.8
- On the use of teaching aids primarily ICT in classroom teaching, the students appeared to be satisfied, with 73% of the students rating the usage of such tools from good to excellent.



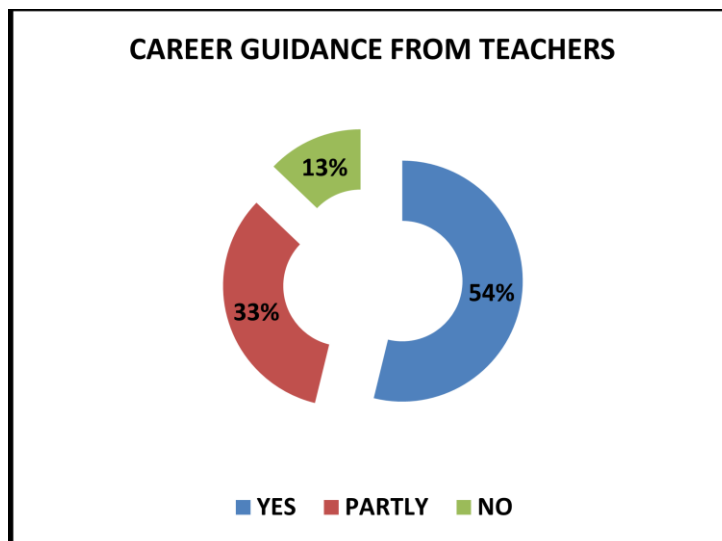
- More than 50% of the respondent students found the classroom teaching and engagement by teachers to be inspiring while 4% respondents found this to be not the case.



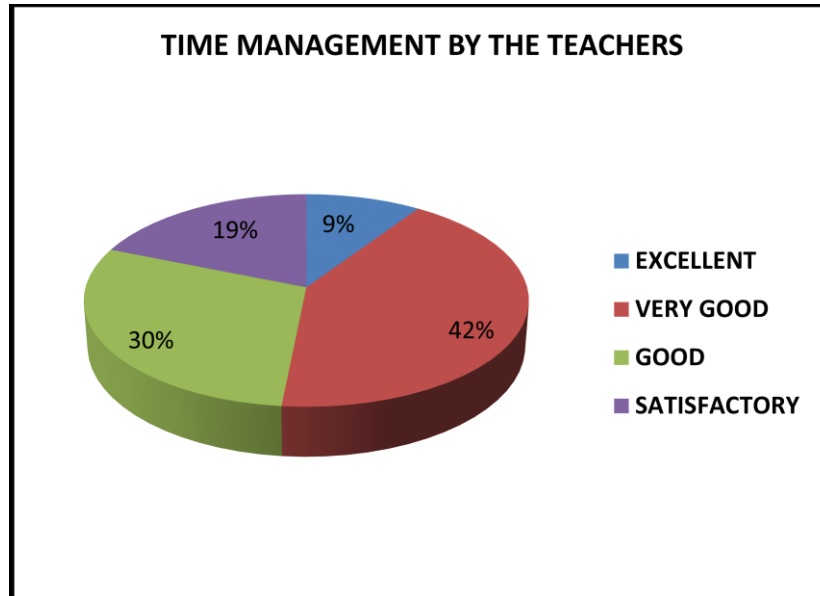
- Another encouraging aspect of student response to their classroom atmosphere was the fact that more than 50% of the respondents felt that the teachers were able to modify and adapt their teaching methods and pedagogy to suit the different learning speeds and patterns of the students.



- The students were also positive on the career guidance that they received from their teachers in classes and through other engagements with them.



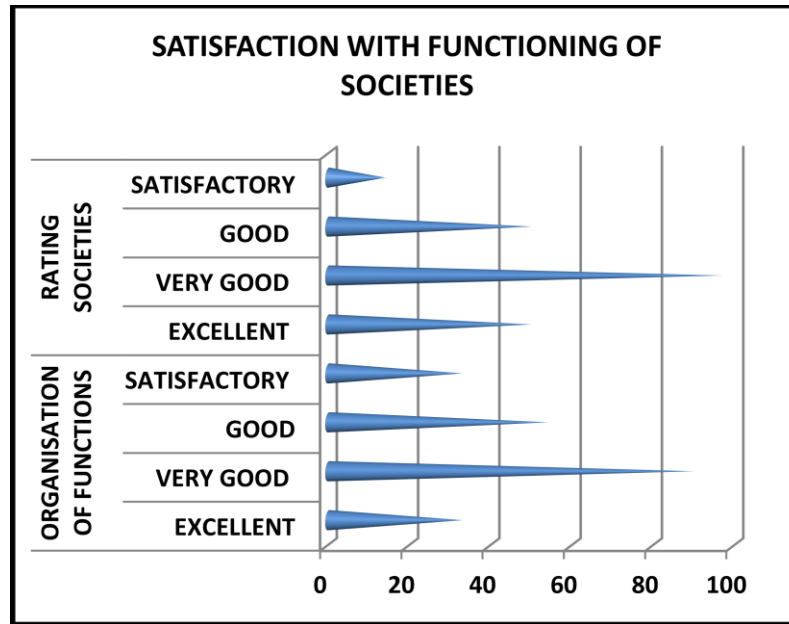
- The time management of the teachers in meeting their teaching schedules and deadlines was also perceived to be quite efficient by the students, with around 80% of the respondents rating it from good to excellent.



- As regards the efficacy of the contact hours of the teachers, the students gave a score of 4.2, 3.9 and 2.9 for regularity, problem solving and discussion on personal issues respectively.

SECTION II: CO- CURRICULAR ACTIVITIES AND ADMINISTRATION

- Co- curricular activities are a very important aspect of students' life in our college, and we pride ourselves as being one of the most culturally vibrant campuses in the University of Delhi. The students appeared to be quite satisfied with the organization of functions in the college and also gave a fairly high rating to the functioning of various societies of our college.



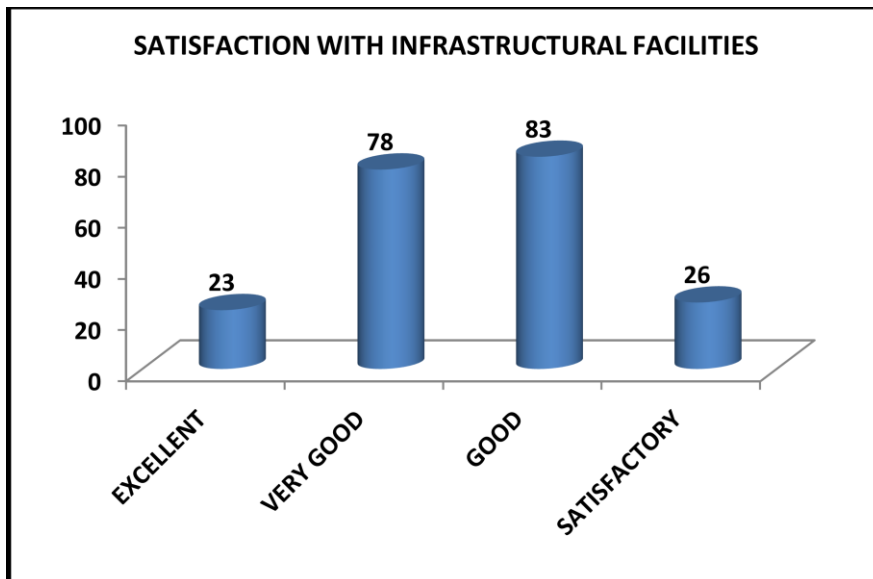
- As regards the administrative efficiency, the students feel that there is significant scope for improvement and they do face problems in their day to day dealings with the administration. The following two tables depict the average scores given by the students on various aspects of administration.

RATING ADMINISTRATION (average scores on a scale of 5)	AT TIME OF ADMN	3.5
	FEE COLLECTION	3.5
	FILLING OF EXAM FORMS	3.4
	COLLECTION OF TRANSCRIPTS	3.2
	ENSURING DISCIPLINE	3.5
	MISCELLANEOUS	3.0

CONDUCT OF ADMN STAFF (average scores on a scale of 5)	EFFICIENCY	3.1
	TRANSPARENCY	3.2
	FAIRNESS	3.4
	ADOP OF MOD PRACTICES	3.4

SECTION III: INFRASTRUCTURE

- While the students gave around 80% marks to the upkeep and cleanliness of the library and classrooms, their rating of the toilets and canteen was only 60%. Moreover, for around 52% of the respondents, the rating of satisfaction with infrastructure facilities in the college ranged from satisfactory to good.



SECTION IV: CAMPUS LIFE

- On various aspects of campus life, the students exuded satisfaction and confidence. We put forth questions on their perception of safety, exposure, stimulation, political involvement and holistic environment as afforded by the college. Their responses in the form of average scores that they gave to each of these aspects on a scale of 5 are shown in the table below:

RATING CAMPUS LIFE (average scores on a scale of 5)	SAFETY	4.3
	EXPOSURE	3.8
	STIMULATION	3.6
	POL INVOLVEMENT	3.4
	HOLISTIC ENVIRON	3.8

- The students also appeared satisfied with the implementation of various rules and regulations by the college authorities. Though parking regulations could be more effectively enforced, around 90% of the students felt that anti smoking and anti ragging rules have been very effectively enforced by the college authorities.

